



Maximum Parking for
a Maxed Out World



Individual Scissor Style

Parking Lift for Low Ceiling



Model#: B-Power Commercial Duty

TECHNICAL FEATURES:

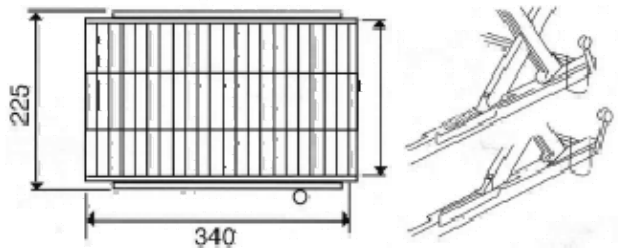
WORKING, electro-hydraulic

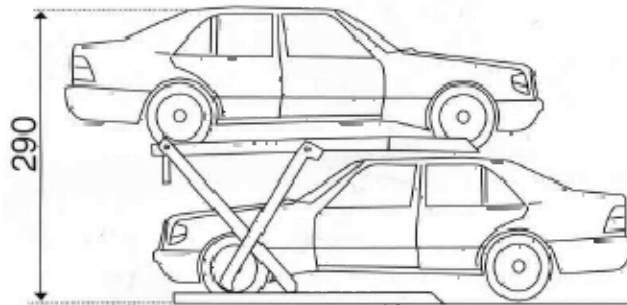
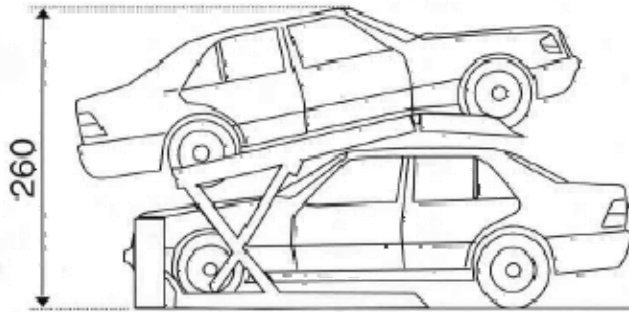
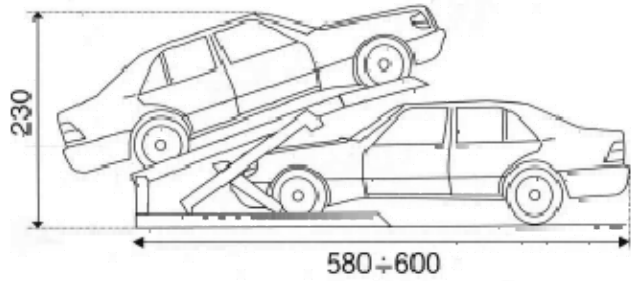
ENGINE, single phase 200 V., three phase 220/380 V., 1.5 Kw

CONTROLS, low voltage, 24 V., "man present" system equipped with key.

Capacity, 4400lb. Kg. 2000

Weight, 1654lb / 750 Kg.





SAFETY DEVICES

Mechanical safety device

Limit down control valve

Max loading valve

Operates through personal key only

Wheels stop knocker for the upper car

Dead Man safety lock present low voltage push-button

Wheels stop knocker for the lower car

Manual Lowering valve in case of power failure.

For Additional Information Contact Us at: +1-800-422-5438

www.parkmatic.com

E-mail: info@parkmatic.com